

SUPPORT CLASS RESULTS

AUSTRALIAN SUPERSPORT 300

Free Practice 1

Date: 23/02/17
 Event: P03
 Weather: Partly cloudy - Temp: 20.8C
 Track: Dry - Temp: 40.1C

Started at: 14:41:20
 Laps: 30 Min
 Starters: 43
 Printed at: 15:18

CLASSIFICATION

Pos	No	Gr	Name	Class	Machine	Fastest Lap	On Lap	Behind Prev	Behind Leader	Top Speed
1	71		Tom EDWARDS (NSW) / Steelline / Alpinestar / Repsol / Dunlop Bell	<300	Kawasaki EX 300	1:51.126	11 of 15			191
2	42	C	Jack PASSFIELD (NSW) / Stay Upright / GASD Suspension / Pirelli	>300	Yamaha R3 321	1:52.157	13 of 15	1.031	1.031	184
3	33	J	Reid BATTYE (NSW) / IPONE / DB Racing	<300	Kawasaki EX 300	1:53.173	13 of 15	1.016	2.047	187
4	355	C	Laura BROWN (NSW) / Shelk / IXON / Fako / WNR / Draggin	<300	Kawasaki EX 300	1:53.790	14 of 16	.617	2.664	187
5	86		Oliver BAYLISS (QLD)	<300	Kawasaki EX 300	1:54.019	14 of 14	.229	2.893	186
6	87	A	Zac LEVY (QLD) / Puma RV'S / Hanway Lawyers / Kabuto Helmets	>300	Yamaha R3 321	1:54.031	10 of 10	.012	2.905	177
7	29		Billy VAN EERDE (NSW)	>300	KTM RC 390	1:54.215	8 of 16	.184	3.089	188
8	39	J	Scott NICHOLSON (VIC) / G. Williams M-c Eng. / Traction Control Susp.	<300	Kawasaki EX 300	1:54.368	10 of 16	.153	3.242	184
9	93	B	Drew SELLS (VIC) / Race Center / Peter Stevens	<300	Kawasaki EX 300	1:54.455	11 of 11	.087	3.329	179
10	20	A	Hunter FORD (NSW) / Ford Brothers Racing	>300	Yamaha R3 321	1:54.704	12 of 13	.249	3.578	179
11	37	J	Jack MAHAFFY (VIC) / JDS Moto / TelMe Fleet	>300	Yamaha R3 321	1:54.793	15 of 15	.089	3.667	182
12	1	A	Brandon DEMMERY (NSW)	>300	Yamaha R3 321	1:55.140	9 of 14	.347	4.014	183
13	117	J	Zane FORD (NSW) / Ford Brothers Racing	<300	Kawasaki EX 300	1:55.239	14 of 15	.099	4.113	184
14	24	J	Ben BRAMICH (VIC) / Ron Angel Classic Racing	>300	Yamaha R3 321	1:55.516	10 of 11	.277	4.390	177
15	55	A	Zackary JOHNSON (VIC) / Bill Lambert MBW / NZI Helmets / Rebuilder / RTR	<300	Kawasaki EX 300	1:55.682	12 of 13	.166	4.556	182
16	44	C	Tom BRAMICH (VIC) / Ron Angel Classic Racing	>300	Yamaha R3 321	1:55.774	7 of 10	.092	4.648	184
17	23		Corey BRIFFA (NSW)	>300	Yamaha R3 321	1:55.788	16 of 16	.014	4.662	181
18	333	B	Yannis SHAW (NSW) / Kawasaki BCperformance Junior Team	<300	Kawasaki EX 300	1:55.828	11 of 16	.040	4.702	183
19	52	A	Ryan TAYLOR (VIC) / Pablo's Motorcycle Tyres / Arden Homes / RTR / YRD	>300	Yamaha R3 321	1:56.367	10 of 12	.539	5.241	171
20	41		Max CROKER (NSW) / Husqvarna Aus / Nolan Helmets	>300	KTM RC 390	1:56.623	9 of 11	.256	5.497	178
21	151	J	Locky TAYLOR (QLD)	<300	Kawasaki EX 300	1:56.920	15 of 15	.297	5.794	182
22	15		Bronson Joel PICKETT (WA) / Steves Motorcycles	<300	Kawasaki EX 300	1:57.220	11 of 15	.300	6.094	179
23	360	D	Lewis WRIGHT (QLD) / PM Racing / Averys Concrete Cutting Services	<300	Kawasaki EX 300	1:57.447	12 of 13	.227	6.321	181
24	61	A	Mark FERRARI (Vic) / Ferrari Dental Care	<300	Kawasaki EX 300	1:57.482	8 of 10	.035	6.356	179
25	88	B	Luke SANDERS (VIC)	<300	Kawasaki EX 300	1:58.043	12 of 13	.561	6.917	180
26	22		Keegan PICKERING (NSW)	<300	Kawasaki EX 300	1:58.477	15 of 15	.434	7.351	186


 Chief Time Keeper - Scott Laing


 Clerk of Course - Tom Williams



Computime Race Timing Systems Pty Ltd © 1996
 Licensed to Computime Race Timing Systems
COMPUTIME RACE TIMING SYSTEMS PTY LTD
www.computime.com.au

9 Timber Lane, Glen Waverley Vic 3150. Ph: 0418 17 13 17

E-mail: scott@computime.com.au





SUPPORT CLASS RESULTS

AUSTRALIAN SUPERSPORT 300

Free Practice 1

Date: 23/02/17
 Event: P03
 Weather: Partly cloudy - Temp: 20.8C
 Track: Dry - Temp: 40.1C

Started at: 14:41:20
 Laps: 30 Min
 Starters: 43
 Printed at: 15:18

CLASSIFICATION

Pos	No	Gr	Name	Class	Machine	Fastest Lap	On Lap	Behind Prev	Behind Leader	Top Speed
27	133	D	Grace POUTCH (VIC) / PI Off Track Accom. / Flashpoint M-sport	<300	Kawasaki EX 300	1:58.819	13 of 13	.342	7.693	176
28	34		Boyd HOCKING (VIC) / DPH Motorsport Yamaha	>300	Yamaha R3 321	1:59.364	13 of 15	.545	8.238	171
29	65	C	Jonah SITA (WA) / Flashpoint Motosport	>300	Yamaha R3 321	1:59.621	8 of 8	.257	8.495	171
30	99	C	Tyler FERRARI (VIC) / Ferrari Dental Care	<300	Kawasaki EX 300	2:00.044	13 of 15	.423	8.918	171
31	97	J	Peter NERLICH (VIC) / TCN-Racing.com / BART	<300	Kawasaki EX 300	2:00.247	7 of 14	.203	9.121	179
32	51		Austin BARNES (VIC) / Enterprise Payroll	<300	Kawasaki EX 300	2:00.335	8 of 10	.088	9.209	179
33	21		Jarred BROOK (QLD) / KTM Australia	>300	KTM RC 390	2:00.773	4 of 4	.438	9.647	173
34	69	C	Mark ROGERS (QLD) / PIN Racing	<300	Kawasaki EX 300	2:00.957	13 of 15	.184	9.831	174
35	18	J	Nicholas CLAIR (VIC) / tcnracing.com / BART / Lazydaze Holiday House	<300	Kawasaki EX 300	2:01.066	10 of 14	.109	9.940	179
36	337	B	Gregory FARRELL (NSW) / BCperformance / Landscapesupplies.com.au	<300	Kawasaki EX 300	2:01.803	11 of 14	.737	10.677	174
37	350	C	Peter AVERY (QLD)	<300	Kawasaki EX 300	2:02.057	15 of 15	.254	10.931	174
38	18A	D	Javad ASGHARI (QLD) / CUBE Racing	<300	Kawasaki EX 300	2:02.128	13 of 14	.071	11.002	174
39	520	D	Shelby TURNER (QLD) / Carto Engineering	<300	Kawasaki EX 300	2:02.388	5 of 14	.260	11.262	179
40	81	D	Matthew CARTELLONE (QLD) / Platinum Paintless Dent Removal / Crazy Dog Kawa.	<300	Kawasaki EX 300	2:03.571	15 of 15	1.183	12.445	174
41	72		Sean JARVIS (VIC) / Stacker Motorcycles	<300	Kawasaki EX 300	2:05.158	7 of 11	1.587	14.032	175
42	371	C	Scott CHAPMAN (NSW) / Zenith Motorcycle Tours / Zenith Removals	<300	Kawasaki EX 300	2:05.365	14 of 14	.207	14.239	165
43	92	C	Julie KLINKER (NSW) / Proworx Racing / MCA / Superior Screens / Wrappit	<300	Kawasaki EX 300	2:15.284	7 of 13	9.919	24.158	176

New best lap for SS300 class - Previous: 1:52.371 by Broc PEARSON (QLD) on a Yamaha R3 321 set on 30/01/17


 Chief Time Keeper - Scott Laing


 Clerk of Course - Tom Williams



Computime Race Timing Systems Pty Ltd © 1996
 Licensed to Computime Race Timing Systems
COMPUTIME RACE TIMING SYSTEMS PTY LTD
www.computime.com.au

9 Timber Lane, Glen Waverley Vic 3150. Ph: 0418 17 13 17

E-mail: scott@computime.com.au





SUPPORT CLASS RESULTS

AUSTRALIAN SUPERSPORT 300

Free Practice 1

Date: 23/02/17
 Event: P03
 Weather: Partly cloudy - Temp: 20.8C
 Track: Dry - Temp: 40.1C

Started at: 14:41:20
 Laps: 30 Min
 Starters: 43
 Printed at: 15:18

LAP TIMES

No	Name	Lap 1	Lap 2	Lap 3	Lap 4	Lap 5	Lap 6	Lap 7	Lap 8	Lap 9	Lap 10
1	Brandon DEMMERY (NSW)	2:02.180	2:00.079	3:01.113	2:26.337	2:00.958	1:58.742	1:55.416	1:55.657	1:55.140	1:55.585
10		3:03.951	2:15.545	1:57.446	1:55.841						
15	Bronson Joel PICKETT (WA)	2:05.443	2:04.973	2:03.079	2:03.227	2:00.901	2:01.860	2:00.294	1:59.045	1:58.588	1:58.030
10		1:57.220	1:57.716	1:57.820	1:58.251	1:57.745					
18	Nicholas CLAIR (VIC)	2:07.297	2:06.684	2:04.991	2:04.690	2:04.386	2:03.182	2:04.576	2:01.419	2:02.532	2:01.066
10		2:01.225	2:01.756	3:10.860	2:08.717						
18A	Javad ASGHARI (QLD)	2:20.667	2:10.004	2:07.710	2:06.563	2:06.077	2:04.686	2:05.133	2:04.474	2:03.743	2:03.555
10		2:02.682	2:02.274	2:02.128	2:02.913						
20	Hunter FORD (NSW)	2:02.705	1:59.253	2:29.231	1:59.261	1:58.601	2:00.728	1:57.121	1:57.459	1:56.126	1:56.106
10		1:56.073	1:54.704	1:56.088							
21	Jarred BROOK (QLD)	2:06.671	19:31.985	2:04.193	2:00.773						
22	Keegan PICKERING (NSW)	2:06.210	2:02.891	2:01.564	2:01.342	2:01.421	1:59.283	2:00.060	2:00.162	2:00.102	1:58.924
10		1:59.264	1:58.793	2:55.215	2:04.208	1:58.477					
23	Corey BRIFFA (NSW)	2:15.124	1:59.483	1:59.934	2:11.125	1:58.310	1:57.352	1:57.569	1:56.477	1:56.896	1:57.200
10		1:56.536	1:55.910	1:56.668	1:56.169	1:56.299	1:55.788				
24	Ben BRAMICH (VIC)	2:01.448	1:58.391	1:57.439	1:57.642	1:56.728	3:27.414	2:02.568	1:56.454	1:58.429	1:55.516
10		5:45.834									
29	Billy VAN EERDE (NSW)	2:00.582	1:58.144	1:57.430	1:56.773	1:57.228	1:55.634	1:55.378	1:54.215	1:55.752	1:54.815
10		1:54.571	1:55.408	1:54.943	1:54.521	1:56.630	1:55.344				
33	Reid BATTYE (NSW)	1:57.644	1:55.455	2:50.165	2:03.433	1:55.646	1:55.854	1:54.619	1:53.856	1:53.211	3:29.000
10		2:03.086	1:53.967	1:53.173	1:56.311	1:53.635					
34	Boyd HOCKING (VIC)	2:09.835	2:04.451	2:02.908	2:02.821	2:03.033	2:01.619	2:01.617	2:01.720	2:00.190	1:59.572
10		2:04.006	2:01.596	1:59.364	2:16.044	2:00.216					
37	Jack MAHAFFY (VIC)	2:03.287	2:00.478	1:59.172	1:58.565	1:59.005	1:57.029	1:56.998	1:56.244	1:57.060	1:55.731
10		2:28.262	1:58.187	1:54.957	1:55.391	1:54.793					
39	Scott NICHOLSON (VIC)	1:58.644	1:58.237	1:56.960	1:56.600	1:58.367	1:55.379	1:57.276	1:57.789	1:56.096	1:54.368
10		1:55.054	1:55.304	1:55.681	1:56.508	1:56.458	1:55.741				
41	Max CROKER (NSW)	1:59.533	5:14.047	2:05.219	1:59.356	1:58.518	1:58.142	1:57.378	1:57.440	1:56.623	1:57.474
10		1:57.941									
42	Jack PASSFIELD (NSW)	2:00.800	1:57.328	1:55.082	1:55.817	1:55.144	1:54.538	1:54.006	1:53.527	1:53.909	1:53.917
10		1:54.341	1:54.009	1:52.157	1:54.428	1:54.355					
44	Tom BRAMICH (VIC)	1:58.031	1:56.570	1:56.471	4:02.822	2:10.670	1:55.879	1:55.774	5:24.937	2:03.276	1:56.086
51	Austin BARNES (VIC)	2:04.073	2:01.017	2:00.701	5:26.982	2:06.381	2:01.662	2:01.100	2:00.335	2:00.790	2:02.001
52	Ryan TAYLOR (VIC)	2:07.432	2:00.565	2:00.789	4:53.804	2:08.851	1:59.318	1:58.068	1:58.409	1:57.491	1:56.367
10		1:57.906	1:58.339								
55	Zackary JOHNSON (VIC)	2:06.363	2:00.901	2:00.591	5:08.780	2:00.003	1:56.808	1:55.923	1:56.846	1:57.709	1:55.822
10		1:56.753	1:55.682	1:55.907							
61	Mark FERRARI (Vic)	2:04.468	2:02.156	1:59.918	1:59.138	1:58.606	1:58.951	1:57.685	1:57.482	1:58.679	2:00.170
65	Jonah SITA (WA)	7:47.721	2:03.821	2:02.188	2:01.151	2:00.934	2:01.817	2:00.662	1:59.621		
69	Mark ROGERS (QLD)	2:09.011	2:05.815	2:07.147	2:03.721	2:02.819	2:02.650	2:02.786	2:01.503	2:02.527	2:01.086
10		2:01.215	2:01.838	2:00.957	2:01.312	2:01.329					

Scott Laing
 Chief Time Keeper - Scott Laing


Tom Williams
 Clerk of Course - Tom Williams



Computime Race Timing Systems Pty Ltd © 1996
 Licensed to Computime Race Timing Systems
COMPUTIME RACE TIMING SYSTEMS PTY LTD
www.computime.com.au

9 Timber Lane, Glen Waverley Vic 3150. Ph: 0418 17 13 17

E-mail: scott@computime.com.au





SUPPORT CLASS RESULTS

AUSTRALIAN SUPERSPORT 300

Free Practice 1


Date: 23/02/17
 Event: P03
 Weather: Partly cloudy - Temp: 20.8C
 Track: Dry - Temp: 40.1C

Started at: 14:41:20
 Laps: 30 Min
 Starters: 43
 Printed at: 15:18

LAP TIMES

No	Name	Lap 1	Lap 2	Lap 3	Lap 4	Lap 5	Lap 6	Lap 7	Lap 8	Lap 9	Lap 10
71	Tom EDWARDS (NSW)	1:54.484	1:53.778	1:53.099	1:52.246	2:16.044	1:52.564	1:52.394	1:54.597	4:01.577	1:55.872
10		1:51.126	1:52.961	1:52.896	1:53.009	1:52.216					
72	Sean JARVIS (VIC)	2:10.260	2:09.095	2:07.853	2:06.681	2:07.771	2:06.104	2:05.158	2:08.483	2:11.097	8:26.135
10		2:15.443									
81	Matthew CARTELLONE (QLD)	2:06.489	2:06.488	2:06.231	2:04.283	2:06.057	2:05.404	2:05.034	2:04.738	2:04.782	2:04.255
10		2:03.999	2:04.763	2:07.009	2:04.502	2:03.571					
86	Oliver BAYLISS (QLD)	2:14.010	1:59.810	2:07.176	1:57.283	1:57.676	1:56.344	1:55.262	1:55.201	1:56.887	1:56.282
10		1:55.914	3:23.858	1:56.965	1:54.019						
87	Zac LEVY (QLD)	2:00.257	1:57.769	1:56.579	1:55.775	1:56.684	1:54.202	1:54.387	1:54.297	1:54.058	1:54.031
88	Luke SANDERS (VIC)	2:00.766	2:00.579	2:00.226	1:59.155	1:58.941	2:00.615	1:58.220	1:59.989	1:59.698	1:59.446
10		1:58.964	1:58.043	2:01.954							
92	Julie KLINKER (NSW)	2:22.060	2:17.850	2:17.488	2:17.350	2:15.991	2:15.633	2:15.284	2:15.315	2:15.767	2:16.914
10		2:15.790	2:16.909	2:16.744							
93	Drew SELLS (VIC)	1:56.940	1:56.405	1:56.014	10:21.381	2:19.945	1:57.674	1:55.300	1:55.055	1:56.054	1:56.533
10		1:54.455									
97	Peter NERLICH (VIC)	2:07.451	2:04.818	2:02.680	2:02.400	2:01.807	2:01.284	2:00.247	2:01.482	3:48.443	2:05.724
10		2:01.391	2:00.815	2:00.499	2:01.322						
99	Tyler FERRARI (VIC)	2:04.571	2:04.476	2:02.751	2:02.488	2:02.235	2:02.154	2:01.003	2:01.377	2:00.476	2:00.741
10		2:00.407	2:00.582	2:00.044	2:00.261	2:00.552					
117	Zane FORD (NSW)	2:09.312	2:04.803	2:04.010	2:00.236	2:00.442	1:58.756	1:58.678	1:58.639	1:56.964	1:57.893
10		1:57.481	1:56.855	1:56.213	1:55.239	1:56.354					
133	Grace POUTCH (VIC)	2:05.514	2:04.298	5:25.874	2:08.939	2:02.397	2:02.902	2:02.388	2:00.268	1:59.438	2:00.547
10		2:00.996	2:00.046	1:58.819							
151	Locky TAYLOR (QLD)	2:01.515	2:12.019	2:00.421	1:59.974	1:59.956	1:58.585	1:58.747	1:58.619	1:58.008	1:58.074
10		2:01.339	1:57.851	1:58.500	1:57.881	1:56.920					
333	Yannis SHAW (NSW)	1:59.728	1:58.605	1:58.633	1:57.643	1:57.997	1:56.916	1:56.929	1:57.717	1:56.429	1:56.193
10		1:55.828	1:56.757	1:56.033	1:56.382	1:55.906	1:55.925				
337	Gregory FARRELL (NSW)	2:08.259	2:05.673	2:06.429	3:59.515	2:10.891	2:04.279	2:04.162	2:06.032	2:03.248	2:02.099
10		2:01.803	2:02.680	2:03.269	2:01.990						
350	Peter AVERY (QLD)	2:07.848	2:06.651	2:04.577	2:04.101	2:04.554	2:03.671	2:04.743	2:04.297	2:02.828	2:02.248
10		2:02.912	2:02.196	2:02.119	2:05.101	2:02.057					
355	Laura BROWN (NSW)	2:05.361	1:59.970	1:58.968	1:57.887	1:58.870	1:57.407	1:56.788	1:56.522	1:56.229	1:54.993
10		1:54.617	1:56.411	1:53.951	1:53.790	1:55.216	1:54.455				
360	Lewis WRIGHT (QLD)	2:05.468	2:03.642	2:00.693	2:01.472	2:00.345	2:00.566	1:59.808	1:59.226	1:59.879	1:59.574
10		1:58.998	1:57.447	1:58.029							
371	Scott CHAPMAN (NSW)	2:13.378	2:13.515	2:12.426	2:12.684	2:09.702	2:09.996	2:08.995	2:08.587	2:07.542	2:07.448
10		2:05.821	2:06.122	2:05.808	2:05.365						
520	Shelby TURNER (QLD)	2:05.013	2:05.252	2:04.099	2:03.474	2:02.388	2:03.406	2:03.412	2:03.098	2:03.197	4:33.742
10		2:08.189	2:02.513	2:03.149	2:02.502						


 Chief Time Keeper - Scott Laing



 Clerk of Course - Tom Williams



Computime Race Timing Systems Pty Ltd © 1996
 Licensed to Computime Race Timing Systems
COMPUTIME RACE TIMING SYSTEMS PTY LTD
www.computime.com.au

9 Timber Lane, Glen Waverley Vic 3150. Ph: 0418 17 13 17

E-mail: scott@computime.com.au





SUPPORT CLASS RESULTS

AUSTRALIAN SUPERSPORT 300

Free Practice 1

Date: 23/02/17
 Event: P03
 Weather: Partly cloudy - Temp: 20.8C
 Track: Dry - Temp: 40.1C

Started at: 14:41:20
 Laps: 30 Min
 Starters: 43
 Printed at: 15:18

SPLIT TIMES

Lap	Split 1	Split 2	Split 3	Split 4	Lap Time	Spd	Lap	Split 1	Split 2	Split 3	Split 4	Lap Time	Spd
1 Brandon DEMMERY (NSW) (12th)							9	<u>29.524</u>	34.795	23.985	34.228	2:02.532	170
1	31.149	34.916	22.939	33.176	2:02.180	182	10	29.820	<u>34.647</u>	<u>22.970</u>	33.629	<u>2:01.066</u>	170
2	29.043	34.825	23.225	32.986	2:00.079	179	11	29.591	35.000	23.056	33.578	2:01.225	171
3	29.244	34.092	22.564	1:35.213	3:01.113	183	12	29.944	35.203	23.333	<u>33.276</u>	2:01.756	170
4	48.697	38.766	24.129	34.745	2:26.337 P		13	29.996	35.628	23.098	1:42.138	3:10.860	172
5	30.453	34.948	22.685	32.872	2:00.958	173	14	35.199	36.105	23.475	33.938	2:08.717 P	
6	28.792	34.796	22.465	32.689	1:58.742	176	18A Javad ASGHARI (QLD) (38th)						
7	28.238	33.111	22.044	<u>32.023</u>	1:55.416	176	1	40.514	38.954	24.979	36.220	2:20.667 P	
8	28.253	33.118	22.152	32.134	1:55.657	176	2	32.785	37.053	24.275	35.891	2:10.004	170
9	27.911	32.902	<u>21.850</u>	32.477	<u>1:55.140</u>	178	3	31.711	36.672	24.508	34.819	2:07.710	166
10	28.051	<u>32.830</u>	21.924	32.780	1:55.585	176	4	30.966	35.654	24.264	35.679	2:06.563	173
11	<u>27.871</u>	33.852	23.354	1:38.874	3:03.951	183	5	31.159	35.534	24.068	35.316	2:06.077	167
12	42.012	37.393	22.966	33.174	2:15.545 P		6	30.623	35.503	23.816	34.744	2:04.686	168
13	28.437	33.576	22.356	33.077	1:57.446	176	7	30.842	35.453	23.938	34.900	2:05.133	168
14	28.237	33.341	22.148	32.115	1:55.841	175	8	30.505	35.297	23.822	34.850	2:04.474	168
15 Bronson Joel PICKETT (WA) (22th)							9	30.684	35.364	23.575	34.120	2:03.743	170
1	30.529	36.329	24.099	34.486	2:05.443	169	10	30.140	35.329	23.703	34.383	2:03.555	173
2	30.366	36.884	23.125	34.598	2:04.973	173	11	29.805	35.161	23.627	34.089	2:02.682	170
3	30.315	35.715	23.317	33.732	2:03.079	175	12	29.650	35.239	<u>23.393</u>	<u>33.992</u>	2:02.274	174
4	29.976	35.529	23.739	33.983	2:03.227	175	13	<u>29.296</u>	35.315	23.447	34.070	<u>2:02.128</u>	171
5	29.033	34.519	23.143	34.206	2:00.901	179	14	30.050	<u>35.098</u>	23.548	34.217	2:02.913	170
6	29.601	35.717	23.014	33.528	2:01.860	171	20 Hunter FORD (NSW) (10th)						
7	29.033	34.264	23.032	33.965	2:00.294	171	1	30.558	35.733	23.126	33.288	2:02.705	176
8	28.722	34.041	22.883	33.399	1:59.045	178	2	29.770	33.906	22.680	32.897	1:59.253	177
9	28.648	34.279	22.497	33.164	1:58.588	171	3	29.011	1:04.601	22.879	32.740	2:29.231	176
10	28.527	33.937	22.497	33.069	1:58.030	172	4	28.830	34.092	23.299	33.040	1:59.261	174
11	<u>28.134</u>	33.970	22.629	<u>32.487</u>	<u>1:57.220</u>	173	5	28.763	33.837	22.588	33.413	1:58.601	173
12	28.757	33.775	<u>22.340</u>	32.844	1:57.716	171	6	28.978	34.122	23.691	33.937	2:00.728	176
13	28.158	33.836	23.331	32.495	1:57.820	178	7	28.265	33.583	22.547	32.726	1:57.121	175
14	28.400	<u>33.674</u>	22.782	33.395	1:58.251	174	8	28.480	34.201	22.437	32.341	1:57.459	173
15	28.373	34.101	22.471	32.800	1:57.745	170	9	28.381	32.950	22.505	32.290	1:56.126	179
18 Nicholas CLAIR (VIC) (35th)							10	28.186	33.272	22.292	32.356	1:56.106	176
1	31.847	36.475	24.199	34.776	2:07.297	179	11	28.427	33.374	22.216	32.056	1:56.073	174
2	32.234	36.174	24.183	34.093	2:06.684	167	12	27.913	<u>32.832</u>	<u>22.125</u>	<u>31.834</u>	<u>1:54.704</u>	178
3	30.934	35.848	23.987	34.222	2:04.991	174	13	<u>27.817</u>	32.886	22.922	32.463	1:56.088	176
4	31.076	35.976	23.487	34.151	2:04.690	172	21 Jarred BROOK (QLD) (33th)						
5	30.274	35.615	23.873	34.624	2:04.386	172	1		4:28.456	25.818	36.081	5:30.355	
6	30.254	35.529	23.323	34.076	2:03.182	172	2	31.836	36.055	24.017	34.763	2:06.671	166
7	30.199	36.372	23.600	34.405	2:04.576	174	3	30.706	18:03.410	23.579	34.290	19:31.985	167
8	29.841	34.818	23.086	33.674	2:01.419	177							

Chief Time Keeper - Scott Laing

Clerk of Course - Tom Williams



Computime Race Timing Systems Pty Ltd © 1996
 Licensed to Computime Race Timing Systems
COMPUTIME RACE TIMING SYSTEMS PTY LTD
www.computime.com.au

9 Timber Lane, Glen Waverley Vic 3150. Ph: 0418 17 13 17

E-mail: scott@computime.com.au





SUPPORT CLASS RESULTS

AUSTRALIAN SUPERSPORT 300

Free Practice 1

Date: 23/02/17
 Event: P03
 Weather: Partly cloudy - Temp: 20.8C
 Track: Dry - Temp: 40.1C

Started at: 14:41:20
 Laps: 30 Min
 Starters: 43
 Printed at: 15:18

SPLIT TIMES

Lap	Split 1	Split 2	Split 3	Split 4	Lap Time	Spd	Lap	Split 1	Split 2	Split 3	Split 4	Lap Time	Spd
4	29.580	35.599	24.944	34.070	2:04.193	173	4	28.378	33.291	22.578	33.395	1:57.642	177
5	29.009	34.470	22.972	34.322	2:00.773	161	5	28.468	33.328	22.372	32.560	1:56.728	176
22 Keegan PICKERING (NSW) (26th)							6	28.252	33.140	21.876	2:04.146	3:27.414	176
1	31.190	36.532	24.071	34.417	2:06.210	181	7	33.864	33.617	22.246	32.841	2:02.568 P	
2	30.311	35.171	23.501	33.908	2:02.891	181	8	28.504	33.729	22.015	32.206	1:56.454	175
3	29.717	35.196	23.157	33.494	2:01.564	186	9	28.499	33.647	22.849	33.434	1:58.429	176
4	29.623	34.413	23.154	34.152	2:01.342	184	10	28.117	32.915	22.037	32.447	1:55.516	176
5	29.759	34.517	23.254	33.891	2:01.421	181	11	28.124	2:03.292	22.397	2:52.021	5:45.834	176
6	29.175	34.300	22.788	33.020	1:59.283	182	29 Billy VAN EERDE (NSW) (7th)						
7	29.357	34.888	22.800	33.015	2:00.060	182	1	29.696	34.765	22.761	33.360	2:00.582	184
8	29.043	34.668	22.918	33.533	2:00.162	181	2	28.404	34.440	22.000	33.300	1:58.144	182
9	29.349	34.460	22.955	33.338	2:00.102	180	3	28.359	34.152	22.260	32.659	1:57.430	180
10	28.931	34.176	22.731	33.086	1:58.924	179	4	27.916	33.737	22.545	32.575	1:56.773	182
11	29.034	34.907	22.443	32.880	1:59.264	180	5	28.716	34.074	21.918	32.520	1:57.228	173
12	28.878	34.325	22.637	32.953	1:58.793	181	6	27.738	33.348	21.910	32.638	1:55.634	182
13	28.946	34.270	24.153	1:27.846	2:55.215	179	7	27.967	33.368	22.089	31.954	1:55.378	178
14	33.248	35.076	23.103	32.781	2:04.208 P		8	27.507	33.019	21.710	31.979	1:54.215	188
15	28.816	34.324	22.515	32.822	1:58.477	186	9	28.171	33.405	21.869	32.307	1:55.752	182
23 Corey BRIFFA (NSW) (17th)							10	27.495	33.099	21.914	32.307	1:54.815	180
1	29.699	49.008	23.055	33.362	2:15.124	176	11	28.049	33.174	21.618	31.730	1:54.571	182
2	28.754	34.215	22.850	33.664	1:59.483	181	12	27.439	33.207	22.054	32.708	1:55.408	183
3	28.871	34.590	23.173	33.300	1:59.934	173	13	27.831	33.129	21.728	32.255	1:54.943	181
4	29.191	45.455	22.981	33.498	2:11.125	172	14	27.433	33.168	21.696	32.224	1:54.521	180
5	28.972	33.982	22.584	32.772	1:58.310	177	15	27.426	34.469	21.877	32.858	1:56.630	178
6	28.813	33.813	22.366	32.360	1:57.352	178	16	27.596	33.455	21.867	32.426	1:55.344	178
7	28.457	33.857	22.753	32.502	1:57.569	180	33 Reid BATTYE (NSW) (3rd)						
8	28.462	33.305	22.300	32.410	1:56.477	173	1	29.397	33.659	22.299	32.289	1:57.644	179
9	28.422	33.589	22.555	32.330	1:56.896	176	2	28.206	33.445	21.860	31.944	1:55.455	182
10	28.342	34.317	22.463	32.078	1:57.200	176	3	27.789	33.048	21.840	1:27.488	2:50.165	183
11	27.986	33.915	22.425	32.210	1:56.536	178	4	35.044	33.765	22.255	32.369	2:03.433 P	
12	27.958	33.139	22.302	32.511	1:55.910	180	5	27.965	33.583	21.965	32.133	1:55.646	182
13	28.342	33.384	22.387	32.555	1:56.668	174	6	27.622	33.217	21.897	33.118	1:55.854	184
14	28.159	33.380	22.276	32.354	1:56.169	172	7	27.594	32.914	21.782	32.329	1:54.619	185
15	28.298	33.516	22.380	32.105	1:56.299	171	8	27.585	32.886	21.826	31.559	1:53.856	182
16	28.220	33.129	22.300	32.139	1:55.788	173	9	27.581	32.646	21.767	31.217	1:53.211	185
24 Ben BRAMICH (VIC) (14th)							10	28.328	35.891	23.085	2:01.696	3:29.000	185
1	29.704	34.602	23.051	34.091	2:01.448	174	11	35.379	34.002	21.985	31.720	2:03.086 P	
2	28.660	33.810	22.331	33.590	1:58.391	176	12	27.690	32.806	21.765	31.706	1:53.967	181
3	28.571	33.789	22.335	32.744	1:57.439	174	13	27.437	32.641	21.617	31.478	1:53.173	181
							14	27.549	34.896	21.780	32.086	1:56.311	181

Scott Laing
 Chief Time Keeper - Scott Laing

Tom Williams
 Clerk of Course - Tom Williams



Computime Race Timing Systems Pty Ltd © 1996
 Licensed to Computime Race Timing Systems
COMPUTIME RACE TIMING SYSTEMS PTY LTD
www.computime.com.au

9 Timber Lane, Glen Waverley Vic 3150. Ph: 0418 17 13 17

E-mail: scott@computime.com.au





SUPPORT CLASS RESULTS

AUSTRALIAN SUPERSPORT 300

Free Practice 1

Date: 23/02/17
 Event: P03
 Weather: Partly cloudy - Temp: 20.8C
 Track: Dry - Temp: 40.1C

Started at: 14:41:20
 Laps: 30 Min
 Starters: 43
 Printed at: 15:18

SPLIT TIMES

Lap	Split 1	Split 2	Split 3	Split 4	Lap Time	Spd	Lap	Split 1	Split 2	Split 3	Split 4	Lap Time	Spd
15	27.577	32.711	22.103	31.244	1:53.635	187	6	28.152	32.890	22.302	32.035	1:55.379	175
							7	28.932	33.532	22.347	32.465	1:57.276	173
							8	28.717	33.228	22.263	33.581	1:57.789	171
34 Boyd HOCKING (VIC) (28th)							9	28.849	32.961	22.148	32.138	1:56.096	170
1	32.355	37.509	24.932	35.039	2:09.835	167	10	27.988	32.681	22.129	31.570	1:54.368	176
2	30.905	35.371	23.478	34.697	2:04.451	166	11	28.206	32.539	21.861	32.448	1:55.054	184
3	30.101	35.339	23.268	34.200	2:02.908	167	12	28.014	32.714	22.113	32.463	1:55.304	176
4	29.714	35.061	23.237	34.809	2:02.821	166	13	28.069	33.098	22.326	32.188	1:55.681	172
5	30.237	35.125	23.430	34.241	2:03.033	166	14	28.428	33.170	22.144	32.766	1:56.508	173
6	29.669	34.590	22.952	34.408	2:01.619	168	15	27.997	33.352	22.123	32.986	1:56.458	170
7	29.735	34.891	23.193	33.798	2:01.617	165	16	28.147	33.332	21.822	32.440	1:55.741	172
8	29.631	34.834	23.088	34.167	2:01.720	166							
9	29.283	34.493	22.855	33.559	2:00.190	167	41 Max CROKER (NSW) (20th)						
10	29.047	34.258	22.857	33.410	1:59.572	167	1					1:59.533	
11	28.987	37.632	23.395	33.992	2:04.006	167	2					5:14.047	
12	29.682	35.045	22.986	33.883	2:01.596	167	3	33.162	35.241	23.090	33.726	2:05.219 P	
13	29.265	33.888	22.700	33.511	1:59.364	167	4	29.033	34.177	22.709	33.437	1:59.356	174
14	29.945	38.968	26.959	40.172	2:16.044	171	5	28.708	33.964	22.673	33.173	1:58.518	175
15	29.269	34.706	22.859	33.382	2:00.216	168	6	28.357	34.448	22.626	32.711	1:58.142	178
							7	28.237	33.628	22.619	32.894	1:57.378	176
37 Jack MAHAFFY (VIC) (11th)							8	28.479	33.601	22.680	32.680	1:57.440	175
1	30.182	35.558	23.245	34.302	2:03.287	176	9	28.327	33.802	22.034	32.460	1:56.623	175
2	29.316	35.045	22.884	33.233	2:00.478	178	10	28.353	33.864	22.275	32.982	1:57.474	174
3	28.643	34.118	23.255	33.156	1:59.172	181	11	28.486	33.533	22.517	33.405	1:57.941	173
4	28.547	33.823	22.923	33.272	1:58.565	182							
5	28.354	34.271	23.224	33.156	1:59.005	179	42 Jack PASSFIELD (NSW) (2nd)						
6	28.366	33.434	22.563	32.666	1:57.029	175	1	29.738	34.857	23.021	33.184	2:00.800	183
7	28.615	33.425	22.451	32.507	1:56.998	176	2	28.452	32.970	22.715	33.191	1:57.328	184
8	28.322	33.279	22.175	32.468	1:56.244	174	3	27.886	32.903	22.004	32.289	1:55.082	179
9	28.278	33.556	22.681	32.545	1:57.060	174	4	28.136	32.704	22.085	32.892	1:55.817	176
10	28.005	33.116	22.222	32.388	1:55.731	175	5	28.130	32.789	22.197	32.028	1:55.144	174
11	28.233	33.248	22.180	1:04.601	2:28.262	175	6	28.019	32.651	21.992	31.876	1:54.538	177
12	31.007	33.194	22.050	31.936	1:58.187 P		7	27.808	32.715	21.716	31.767	1:54.006	177
13	27.421	32.812	22.492	32.232	1:54.957	182	8	27.531	32.506	21.824	31.666	1:53.527	181
14	28.255	32.850	22.088	32.198	1:55.391	174	9	27.614	32.334	22.028	31.933	1:53.909	178
15	28.009	32.678	21.975	32.131	1:54.793	174	10	27.489	32.182	21.812	32.434	1:53.917	176
							11	27.567	32.393	21.954	32.427	1:54.341	177
39 Scott NICHOLSON (VIC) (8th)							12	27.725	32.667	22.025	31.592	1:54.009	174
1	29.354	33.610	22.627	33.053	1:58.644	176	13	27.469	32.033	21.589	31.066	1:52.157	177
2	29.197	33.784	22.279	32.977	1:58.237	172	14	27.903	32.741	21.811	31.973	1:54.428	179
3	28.511	33.337	21.947	33.165	1:56.960	174	15	27.670	32.789	21.935	31.961	1:54.355	175
4	28.468	32.927	22.126	33.079	1:56.600	175							
5	29.646	33.238	22.793	32.690	1:58.367	172							

Scott Laing
 Chief Time Keeper - Scott Laing

Tom Williams
 Clerk of Course - Tom Williams



COMPUTIME RACE TIMING SYSTEMS PTY LTD
www.computime.com.au

9 Timber Lane, Glen Waverley Vic 3150. Ph: 0418 17 13 17

E-mail: scott@computime.com.au



Computime Race Timing Systems Pty Ltd © 1996
 Licensed to Computime Race Timing Systems



SUPPORT CLASS RESULTS

AUSTRALIAN SUPERSPORT 300

Free Practice 1

Date: 23/02/17
 Event: P03
 Weather: Partly cloudy - Temp: 20.8C
 Track: Dry - Temp: 40.1C

Started at: 14:41:20
 Laps: 30 Min
 Starters: 43
 Printed at: 15:18

SPLIT TIMES

Lap	Split 1	Split 2	Split 3	Split 4	Lap Time	Spd	Lap	Split 1	Split 2	Split 3	Split 4	Lap Time	Spd
44 Tom BRAMICH (VIC) (16th)							4	29.006	4:39.774			5:08.780	171
1	28.780	33.830	22.455	32.966	1:58.031	178	5	31.011	33.826	22.714	32.452	2:00.003 P	
2	28.078	33.796	22.189	32.507	1:56.570	178	6	27.801	34.236	22.456	32.315	1:56.808	182
3	28.158	33.530	22.095	32.688	1:56.471	177	7	27.750	33.333	22.426	32.414	1:55.923	178
4	28.420	33.427	22.189	2:38.786	4:02.822	177	8	27.796	33.633	22.480	32.937	1:56.846	174
5	41.047	34.485	22.265	32.873	2:10.670 P		9	28.197	33.360	22.485	33.667	1:57.709	173
6	28.207	33.217	22.049	32.406	1:55.879	179	10	27.733	33.284	22.223	32.582	1:55.822	176
7	28.044	33.239	22.061	32.430	1:55.774	179	11	27.702	33.868	22.257	32.926	1:56.753	177
8	28.050	33.446	21.992	4:01.449	5:24.937	178	12	28.326	33.284	22.155	31.917	1:55.682	174
9	34.490	34.043	22.026	32.717	2:03.276 P		13	27.769	33.259	22.315	32.564	1:55.907	178
10	28.116	33.285	22.162	32.523	1:56.086	177							
51 Austin BARNES (VIC) (32th)							61 Mark FERRARI (Vic) (24th)						
1	30.297	35.989	23.563	34.224	2:04.073	179	1	30.804	36.165	23.716	33.783	2:04.468	167
2	29.368	35.103	23.141	33.405	2:01.017	158	2	29.056	35.933	22.874	34.293	2:02.156	176
3	28.840	34.628	23.030	34.203	2:00.701	171	3	29.227	34.468	23.065	33.158	1:59.918	172
4	29.373	36.043	23.380	3:58.186	5:26.982	169	4	28.469	34.423	22.835	33.411	1:59.138	179
5	34.362	35.040	23.169	33.810	2:06.381 P		5	28.522	34.057	22.739	33.288	1:58.606	175
6	29.131	35.115	23.513	33.903	2:01.662	167	6	29.078	34.368	22.757	32.748	1:58.951	178
7	29.498	34.768	23.417	33.417	2:01.100	167	7	28.143	33.908	22.611	33.023	1:57.685	178
8	28.995	34.486	22.911	33.943	2:00.335	170	8	28.374	33.709	22.476	32.923	1:57.482	173
9	29.265	34.728	23.321	33.476	2:00.790	166	9	28.361	34.002	22.779	33.537	1:58.679	173
10	29.801	35.777	23.298	33.125	2:02.001	165	10	28.871	34.382	23.158	33.759	2:00.170	170
52 Ryan TAYLOR (VIC) (19th)							65 Jonah SITA (WA) (29th)						
1	33.781	34.964	23.618	35.069	2:07.432 P		1	33.683	6:13.117	25.298	35.623	7:47.721	164
2	29.650	34.483	22.673	33.759	2:00.565	164	2	30.534	35.352	23.620	34.315	2:03.821	164
3	29.068	34.170	22.926	34.625	2:00.789	167	3	30.106	34.943	23.108	34.031	2:02.188	167
4	30.720	39.129	24.811	3:19.144	4:53.804	163	4	29.821	34.501	22.890	33.939	2:01.151	166
5	38.196	33.980	23.040	33.635	2:08.851 P		5	29.598	34.302	23.135	33.899	2:00.934	166
6	28.991	33.654	22.906	33.767	1:59.318	164	6	29.927	34.704	23.597	33.589	2:01.817	168
7	28.706	33.354	22.783	33.225	1:58.068	165	7	29.557	34.711	22.987	33.407	2:00.662	171
8	28.810	33.965	22.352	33.282	1:58.409	165	8	29.130	34.234	22.753	33.504	1:59.621	171
9	28.635	33.116	22.840	32.900	1:57.491	165	69 Mark ROGERS (QLD) (34th)						
10	27.978	33.236	22.419	32.734	1:56.367	171	1	32.752	36.961	24.391	34.907	2:09.011	162
11	28.463	33.418	22.725	33.300	1:57.906	166	2	31.243	35.942	23.675	34.955	2:05.815	157
12	29.070	33.356	22.591	33.322	1:58.339	162	3	31.044	36.449	24.103	35.551	2:07.147	174
55 Zackary JOHNSON (VIC) (15th)							4	30.298	35.260	23.836	34.327	2:03.721	170
1	33.607	35.223	23.088	34.445	2:06.363 P		5	30.325	35.048	23.210	34.236	2:02.819	169
2	29.540	34.939	22.645	33.777	2:00.901	169	6	29.640	35.331	23.169	34.510	2:02.650	173
3	29.117	34.129	22.682	34.663	2:00.591	170	7	29.509	35.635	23.249	34.393	2:02.786	173
							8	29.453	34.996	22.910	34.144	2:01.503	174

Scott Laing
 Chief Time Keeper - Scott Laing

Tom Williams
 Clerk of Course - Tom Williams



Computime Race Timing Systems Pty Ltd © 1996
 Licensed to Computime Race Timing Systems
COMPUTIME RACE TIMING SYSTEMS PTY LTD
www.computime.com.au

9 Timber Lane, Glen Waverley Vic 3150. Ph: 0418 17 13 17

E-mail: scott@computime.com.au





SUPPORT CLASS RESULTS

AUSTRALIAN SUPERSPORT 300

Free Practice 1

Date: 23/02/17
 Event: P03
 Weather: Partly cloudy - Temp: 20.8C
 Track: Dry - Temp: 40.1C

Started at: 14:41:20
 Laps: 30 Min
 Starters: 43
 Printed at: 15:18

SPLIT TIMES

Lap	Split 1	Split 2	Split 3	Split 4	Lap Time	Spd	Lap	Split 1	Split 2	Split 3	Split 4	Lap Time	Spd
9	29.986	34.685	23.663	34.193	2:02.527	171	4	30.690	35.458	23.718	34.417	2:04.283	168
10	29.403	34.671	22.904	34.108	2:01.086	171	5	30.471	36.256	24.264	35.066	2:06.057	174
11	29.868	34.488	22.774	34.085	2:01.215	168	6	30.859	35.522	23.876	35.147	2:05.404	171
12	29.542	35.335	22.943	34.018	2:01.838	166	7	30.681	35.541	23.863	34.949	2:05.034	167
13	29.035	34.955	22.908	34.059	2:00.957	173	8	30.654	35.275	23.699	35.110	2:04.738	164
14	29.613	34.695	22.985	34.019	2:01.312	167	9	30.643	35.591	23.942	34.606	2:04.782	166
15	29.365	35.086	22.808	34.070	2:01.329	168	10	30.545	35.439	23.753	34.518	2:04.255	166
							11	30.296	35.330	23.545	34.828	2:03.999	166
							12	30.704	35.762	23.748	34.549	2:04.763	167
							13	30.341	35.424	23.749	37.495	2:07.009	167
							14	30.257	35.540	23.698	35.007	2:04.502	165
							15	29.895	35.073	23.592	35.011	2:03.571	165
71 Tom EDWARDS (NSW) (1st)													
1	28.162	32.789	21.842	31.691	1:54.484	178							
2	27.601	32.862	21.614	31.701	1:53.778	179							
3	27.495	32.404	21.583	31.617	1:53.099	178							
4	27.342	32.001	21.513	31.390	1:52.246	179							
5	27.472	51.895	24.464	32.213	2:16.044	179							
6	27.179	32.333	21.533	31.519	1:52.564	181							
7	27.219	32.222	21.439	31.514	1:52.394	180							
8	27.491	32.394	21.578	33.134	1:54.597	179							
9	27.464	32.506	21.689	2:39.918	4:01.577	179							
10	31.058	32.468	21.422	30.924	1:55.872 P								
11	26.514	31.975	21.228	31.409	1:51.126	191							
12	27.385	32.371	21.757	31.448	1:52.961	171							
13	27.107	32.489	21.554	31.746	1:52.896	180							
14	27.174	32.725	21.649	31.461	1:53.009	179							
15	27.169	32.104	21.519	31.424	1:52.216	179							
86 Oliver BAYLISS (QLD) (5th)													
1	39.428	37.594	23.162	33.826	2:14.010 P								
2	30.002	34.763	22.262	32.783	1:59.810	180							
3	28.923	42.754	22.375	33.124	2:07.176	176							
4	29.120	33.314	22.042	32.807	1:57.283	182							
5	29.580	33.118	22.136	32.842	1:57.676	186							
6	28.207	33.564	22.213	32.360	1:56.344	184							
7	28.613	33.051	21.892	31.706	1:55.262	180							
8	27.839	32.834	22.047	32.481	1:55.201	182							
9	28.248	33.996	22.438	32.205	1:56.887	180							
10	28.400	33.518	22.398	31.966	1:56.282	179							
11	28.374	33.133	21.926	32.481	1:55.914	182							
12	28.424	32.986	21.981	2:00.467	3:23.858	179							
13	29.976	32.814	21.977	32.198	1:56.965 P								
14	27.779	32.460	21.706	32.074	1:54.019	184							
87 Zac LEVY (QLD) (6th)													
1	29.605	35.457	22.620	32.575	2:00.257	165							
2	28.608	34.780	22.228	32.153	1:57.769	176							
3	28.318	33.878	22.117	32.266	1:56.579	177							
4	27.847	33.209	22.162	32.557	1:55.775	176							
5	28.227	33.429	22.476	32.552	1:56.684	176							
6	27.857	32.939	21.917	31.489	1:54.202	175							
7	27.786	32.857	21.967	31.777	1:54.387	177							
8	27.855	32.729	21.920	31.793	1:54.297	176							
9	27.685	32.664	21.872	31.837	1:54.058	176							
10	27.704	32.538	21.843	31.946	1:54.031	177							
88 Luke SANDERS (VIC) (25th)													
1	31.164	36.045	23.930	35.350	2:06.489	174							
2	31.651	35.591	23.874	35.372	2:06.488	168							
3	31.478	35.860	23.978	34.915	2:06.231	168							

Scott Laing

Chief Time Keeper - Scott Laing

Tom Williams

Clerk of Course - Tom Williams



COMPUTIME RACE TIMING SYSTEMS PTY LTD
www.computime.com.au

9 Timber Lane, Glen Waverley Vic 3150. Ph: 0418 17 13 17

E-mail: scott@computime.com.au



Computime Race Timing Systems Pty Ltd © 1996
 Licensed to Computime Race Timing Systems



SUPPORT CLASS RESULTS

AUSTRALIAN SUPERSPORT 300

Free Practice 1

Date: 23/02/17
 Event: P03
 Weather: Partly cloudy - Temp: 20.8C
 Track: Dry - Temp: 40.1C

Started at: 14:41:20
 Laps: 30 Min
 Starters: 43
 Printed at: 15:18

SPLIT TIMES

Lap	Split 1	Split 2	Split 3	Split 4	Lap Time	Spd	Lap	Split 1	Split 2	Split 3	Split 4	Lap Time	Spd
97 Peter NERLICH (VIC) (31th)							1	31.293	37.327	23.823	35.008	2:07.451	172
1	29.943	34.541	22.888	33.394	2:00.766	175	2	30.444	37.100	23.340	33.934	2:04.818	170
2	29.347	34.627	22.931	33.674	2:00.579	176	3	29.598	35.229	23.334	34.519	2:02.680	177
3	29.581	34.622	22.931	33.092	2:00.226	170	4	29.732	35.257	23.373	34.038	2:02.400	169
4	29.039	34.081	22.631	33.404	1:59.155	174	5	29.367	34.739	23.552	34.149	2:01.807	170
5	29.191	34.060	22.604	33.086	1:58.941	173	6	29.196	34.550	23.399	34.139	2:01.284	179
6	28.937	36.158	22.490	33.030	2:00.615	171	7	28.930	34.732	23.299	33.286	2:00.247	178
7	28.511	33.858	22.624	33.227	1:58.220	176	8	29.215	35.098	23.024	34.145	2:01.482	173
8	29.446	34.735	22.550	33.258	1:59.989	171	9	29.327	34.601	23.338	2:21.177	3:48.443	169
9	28.703	34.654	22.601	33.740	1:59.698	173	10	33.362	35.047	23.278	34.037	2:05.724 P	
10	29.389	34.164	22.692	33.201	1:59.446	170	11	29.641	34.697	23.182	33.871	2:01.391	167
11	29.382	34.779	22.869	31.934	1:58.964	170	12	29.488	34.847	22.973	33.507	2:00.815	169
12	28.891	33.781	22.249	33.122	1:58.043	180	13	29.079	34.725	23.000	33.695	2:00.499	168
13	29.427	35.229	23.068	34.230	2:01.954	171	14	29.735	34.847	22.972	33.768	2:01.322	168
92 Julie KLINKER (NSW) (43th)							1	30.759	35.959	23.635	34.218	2:04.571	170
1	35.368	42.096	26.919	37.677	2:22.060	171	2	30.754	36.087	23.385	34.250	2:04.476	168
2	33.979	40.782	25.993	37.096	2:17.850	171	3	29.850	35.192	23.539	34.170	2:02.751	167
3	33.382	38.922	26.211	38.973	2:17.488	175	4	29.367	35.261	23.482	34.378	2:02.488	169
4	34.825	38.947	26.241	37.337	2:17.350	163	5	29.421	34.827	23.398	34.589	2:02.235	168
5	33.520	39.208	25.750	37.513	2:15.991	176	6	29.340	35.060	23.666	34.088	2:02.154	168
6	33.720	38.884	26.364	36.665	2:15.633	169	7	29.108	34.939	23.239	33.717	2:01.003	169
7	33.151	39.116	25.517	37.500	2:15.284	174	8	29.213	34.987	23.335	33.842	2:01.377	171
8	33.008	38.931	25.976	37.400	2:15.315	175	9	28.971	34.552	23.157	33.796	2:00.476	170
9	33.896	39.517	25.397	36.957	2:15.767	173	10	29.132	34.458	23.360	33.791	2:00.741	168
10	33.009	40.149	26.325	37.431	2:16.914	170	11	29.284	34.403	22.993	33.727	2:00.407	169
11	32.899	39.712	26.081	37.098	2:15.790	171	12	29.235	34.329	23.156	33.862	2:00.582	167
12	34.296	39.839	26.063	36.711	2:16.909	161	13	29.185	34.426	22.956	33.477	2:00.044	167
13	33.496	39.608	26.622	37.018	2:16.744	171	14	29.031	34.340	23.242	33.648	2:00.261	168
93 Drew SELLS (VIC) (9th)							15	29.064	34.422	23.169	33.897	2:00.552	166
1	27.792	33.699	22.548	32.901	1:56.940	173	117 Zane FORD (NSW) (13th)						
2	28.119	33.587	22.200	32.499	1:56.405	172	1	32.918	37.223	23.703	35.468	2:09.312	165
3	27.913	33.198	22.347	32.556	1:56.014	172	2	30.841	35.530	23.586	34.846	2:04.803	172
4	28.285	33.974	23.224	8:55.898	10:21.381	170	3	30.381	36.028	23.533	34.068	2:04.010	176
5	38.432	45.639	22.901	32.973	2:19.945 P		4	29.024	34.692	22.965	33.555	2:00.236	177
6	28.812	34.693	22.173	31.996	1:57.674	173	5	28.891	35.236	22.947	33.368	2:00.442	179
7	28.163	32.941	21.983	32.213	1:55.300	179	6	28.925	34.281	22.779	32.771	1:58.756	178
8	27.865	33.027	21.925	32.238	1:55.055	172	7	28.411	34.074	22.931	33.262	1:58.678	183
9	27.514	33.093	23.267	32.180	1:56.054	171	8	28.619	34.246	22.823	32.951	1:58.639	177
10	27.501	33.370	22.902	32.760	1:56.533	173							
11	27.493	32.864	21.865	32.233	1:54.455	173							

Chief Time Keeper - Scott Laing

Clerk of Course - Tom Williams



Computime Race Timing Systems Pty Ltd © 1996
 Licensed to Computime Race Timing Systems
COMPUTIME RACE TIMING SYSTEMS PTY LTD
www.computime.com.au

9 Timber Lane, Glen Waverley Vic 3150. Ph: 0418 17 13 17

E-mail: scott@computime.com.au





SUPPORT CLASS RESULTS

AUSTRALIAN SUPERSPORT 300

Free Practice 1

Date: 23/02/17
 Event: P03
 Weather: Partly cloudy - Temp: 20.8C
 Track: Dry - Temp: 40.1C

Started at: 14:41:20
 Laps: 30 Min
 Starters: 43
 Printed at: 15:18

SPLIT TIMES

Lap	Split 1	Split 2	Split 3	Split 4	Lap Time	Spd	Lap	Split 1	Split 2	Split 3	Split 4	Lap Time	Spd
9	27.743	33.723	22.413	33.085	1:56.964	182	2	29.262	34.147	22.539	32.657	1:58.605	179
10	28.466	33.756	22.745	32.926	1:57.893	178	3	28.536	34.829	22.440	32.828	1:58.633	183
11	28.292	33.758	22.579	32.852	1:57.481	179	4	28.365	33.922	22.497	32.859	1:57.643	178
12	28.332	33.749	22.349	32.425	1:56.855	177	5	28.305	33.852	22.683	33.157	1:57.997	178
13	28.123	33.383	22.442	32.265	1:56.213	179	6	28.552	33.498	22.280	32.586	1:56.916	176
14	27.673	33.011	22.208	32.347	1:55.239	184	7	28.228	33.775	22.407	32.519	1:56.929	178
15	27.980	33.051	22.370	32.953	1:56.354	179	8	28.215	34.178	22.322	33.002	1:57.717	177
							9	28.171	33.558	22.175	32.525	1:56.429	179
							10	27.982	33.434	22.208	32.569	1:56.193	177
133 Grace POUTCH (VIC) (27th)							11	27.523	33.743	22.296	32.266	1:55.828	180
1	31.208	36.253	23.516	34.537	2:05.514	171	12	28.503	33.657	22.192	32.405	1:56.757	179
2	30.635	36.166	23.315	34.182	2:04.298	171	13	28.047	33.362	22.126	32.498	1:56.033	178
3	29.860	35.834	23.410	3:56.770	5:25.874	173	14	28.001	33.605	22.279	32.497	1:56.382	174
4	33.119	36.759	24.039	35.022	2:08.939 P		15	28.038	33.420	22.048	32.400	1:55.906	172
5	30.177	35.027	23.171	34.022	2:02.397	171	16	27.806	33.371	22.202	32.546	1:55.925	176
6	29.615	36.070	23.269	33.948	2:02.902	173							
7	29.555	34.649	23.840	34.344	2:02.388	173							
8	29.376	34.562	22.809	33.521	2:00.268	175	337 Gregory FARRELL (NSW) (36th)						
9	29.199	34.067	22.660	33.512	1:59.438	176	1	32.133	36.393	24.588	35.145	2:08.259	165
10	28.510	34.296	23.720	34.021	2:00.547	175	2	31.100	35.825	23.703	35.045	2:05.673	166
11	29.564	35.095	22.774	33.563	2:00.996	176	3	30.433	36.096	23.860	36.040	2:06.429	167
12	29.031	34.517	23.138	33.360	2:00.046	174	4	30.588	3:28.927			3:59.515	165
13	28.597	34.199	22.687	33.336	1:58.819	176	5	35.774	36.089	23.741	35.287	2:10.891 P	
							6	30.371	35.701	23.428	34.779	2:04.279	166
151 Locky TAYLOR (QLD) (21th)							7	30.262	35.915	23.487	34.498	2:04.162	164
1	30.056	35.455	22.614	33.390	2:01.515	182	8	30.673	37.126	23.629	34.604	2:06.032	166
2	28.649	47.985	22.503	32.882	2:12.019	178	9	30.326	35.118	23.626	34.178	2:03.248	169
3	28.888	34.352	22.867	34.314	2:00.421	179	10	29.303	35.543	23.342	33.911	2:02.099	174
4	29.964	34.186	22.641	33.183	1:59.974	174	11	29.700	34.917	23.079	34.107	2:01.803	170
5	29.448	34.425	22.874	33.209	1:59.956	176	12	29.855	35.196	23.184	34.445	2:02.680	168
6	28.838	33.873	22.757	33.117	1:58.585	173	13	30.053	35.577	23.430	34.209	2:03.269	165
7	28.700	33.963	22.638	33.446	1:58.747	174	14	29.514	34.940	23.243	34.293	2:01.990	167
8	28.990	33.930	22.550	33.149	1:58.619	173							
9	28.702	33.906	22.646	32.754	1:58.008	179	350 Peter AVERY (QLD) (37th)						
10	28.606	33.803	22.675	32.990	1:58.074	174	1	31.823	36.415	24.129	35.481	2:07.848	172
11	28.695	35.524	23.851	33.269	2:01.339	174	2	30.987	36.158	24.176	35.330	2:06.651	171
12	28.921	33.837	22.364	32.729	1:57.851	173	3	30.501	35.746	23.681	34.649	2:04.577	174
13	29.207	33.707	22.626	32.960	1:58.500	175	4	30.611	35.370	23.602	34.518	2:04.101	173
14	28.720	33.828	22.575	32.758	1:57.881	172	5	30.724	35.595	23.633	34.602	2:04.554	170
15	28.657	33.415	22.353	32.495	1:56.920	171	6	30.386	35.330	23.436	34.519	2:03.671	174
							7	30.497	36.051	23.613	34.582	2:04.743	172
333 Yannis SHAW (NSW) (18th)							8	31.013	35.471	23.421	34.392	2:04.297	169
1	29.412	34.646	22.645	33.025	1:59.728	176	9	30.088	35.362	23.332	34.046	2:02.828	172

Scott Laing
 Chief Time Keeper - Scott Laing

Tom Williams
 Clerk of Course - Tom Williams



Computime Race Timing Systems Pty Ltd © 1996
 Licensed to Computime Race Timing Systems
COMPUTIME RACE TIMING SYSTEMS PTY LTD
www.computime.com.au

9 Timber Lane, Glen Waverley Vic 3150. Ph: 0418 17 13 17

E-mail: scott@computime.com.au





SUPPORT CLASS RESULTS

AUSTRALIAN SUPERSPORT 300

Free Practice 1

Date: 23/02/17
 Event: P03
 Weather: Partly cloudy - Temp: 20.8C
 Track: Dry - Temp: 40.1C

Started at: 14:41:20
 Laps: 30 Min
 Starters: 43
 Printed at: 15:18

SPLIT TIMES

Lap	Split 1	Split 2	Split 3	Split 4	Lap Time	Spd	Lap	Split 1	Split 2	Split 3	Split 4	Lap Time	Spd
10	29.962	35.270	23.122	33.894	2:02.248	174	12	28.566	33.410	22.595	32.876	1:57.447	174
11	30.011	35.231	23.337	34.333	2:02.912	174	13	28.267	33.517	23.293	32.952	1:58.029	176
12	29.918	35.028	23.145	34.105	2:02.196	171	371 Scott CHAPMAN (NSW) (42th)						
13	29.707	35.331	23.106	33.975	2:02.119	171	1	33.917	37.986	25.046	36.429	2:13.378	160
14	30.267	37.196	23.091	34.547	2:05.101	171	2	33.583	38.299	25.062	36.571	2:13.515	154
15	29.657	35.213	23.082	34.105	2:02.057	173	3	33.231	37.463	25.029	36.703	2:12.426	160
355 Laura BROWN (NSW) (4th)							4	32.217	39.551	24.767	36.149	2:12.684	162
1	30.941	36.875	23.265	34.280	2:05.361	179	5	31.530	37.608	24.368	36.196	2:09.702	165
2	29.644	35.690	22.344	32.292	1:59.970	180	6	31.976	36.865	24.701	36.454	2:09.996	161
3	29.302	34.652	22.611	32.403	1:58.968	187	7	31.366	36.648	24.894	36.087	2:08.995	160
4	28.798	34.457	22.486	32.146	1:57.887	184	8	31.416	36.953	24.367	35.851	2:08.587	163
5	28.960	34.457	22.628	32.825	1:58.870	186	9	31.230	36.405	24.203	35.704	2:07.542	161
6	29.099	33.604	22.486	32.218	1:57.407	183	10	31.461	36.332	24.147	35.508	2:07.448	162
7	28.753	33.480	22.303	32.252	1:56.788	184	11	30.778	35.987	23.914	35.142	2:05.821	163
8	29.046	33.288	22.291	31.897	1:56.522	183	12	30.861	35.802	24.157	35.302	2:06.122	164
9	28.455	33.234	22.241	32.299	1:56.229	184	13	30.374	36.429	23.672	35.333	2:05.808	162
10	28.403	32.857	22.056	31.677	1:54.993	184	14	30.510	35.990	23.920	34.945	2:05.365	161
11	28.029	32.850	21.906	31.832	1:54.617	187	520 Shelby TURNER (QLD) (39th)						
12	28.572	34.012	22.371	31.456	1:56.411	183	1	30.211	35.897	23.958	34.947	2:05.013	174
13	27.714	32.792	21.906	31.539	1:53.951	181	2	30.338	36.349	23.979	34.586	2:05.252	177
14	27.697	32.817	21.973	31.303	1:53.790	182	3	29.719	35.517	24.193	34.670	2:04.099	177
15	27.702	33.007	21.893	32.614	1:55.216	185	4	29.863	35.495	23.795	34.321	2:03.474	176
16	28.053	32.895	22.012	31.495	1:54.455	183	5	29.880	35.058	23.310	34.140	2:02.388	179
360 Lewis WRIGHT (QLD) (23th)							6	30.325	35.445	23.723	33.913	2:03.406	176
1	31.316	35.909	24.035	34.208	2:05.468	171	7	29.377	35.863	23.731	34.441	2:03.412	178
2	29.909	36.058	23.326	34.349	2:03.642	174	8	29.759	35.278	23.648	34.413	2:03.098	179
3	29.217	34.841	23.068	33.567	2:00.693	178	9	29.368	35.363	23.758	34.708	2:03.197	175
4	29.293	34.785	23.558	33.836	2:01.472	177	10	29.592	35.156	23.899	3:05.095	4:33.742	175
5	28.828	34.139	23.204	34.174	2:00.345	177	11	34.300	35.595	23.760	34.534	2:08.189 P	
6	29.383	34.739	23.215	33.229	2:00.566	181	12	29.885	35.047	23.382	34.199	2:02.513	176
7	29.121	33.957	23.077	33.653	1:59.808	177	13	29.725	35.490	23.700	34.234	2:03.149	175
8	29.012	33.956	22.941	33.317	1:59.226	174	14	29.253	35.204	23.421	34.624	2:02.502	178
9	28.894	34.513	23.133	33.339	1:59.879	178							
10	28.770	33.934	23.258	33.612	1:59.574	176							
11	28.828	33.817	22.842	33.511	1:58.998	177							

Chief Time Keeper - Scott Laing

Clerk of Course - Tom Williams



Computime Race Timing Systems Pty Ltd © 1996
 Licensed to Computime Race Timing Systems
COMPUTIME RACE TIMING SYSTEMS PTY LTD
www.computime.com.au

9 Timber Lane, Glen Waverley Vic 3150. Ph: 0418 17 13 17

E-mail: scott@computime.com.au





SUPPORT CLASS RESULTS

AUSTRALIAN SUPERSPORT 300

Free Practice 1

Date: 23/02/17
 Event: P03
 Weather: Partly cloudy - Temp: 20.8C
 Track: Dry - Temp: 40.1C

Started at: 14:41:20
 Laps: 30 Min
 Starters: 43
 Printed at: 15:18

FASTEST LAPS SEQUENCE

Race Time	No	Name	Machine	Fastest Lap	On Lap
1:56.941	93	Drew SELLS (VIC)	Kawasaki EX 300	1:56.940	1
1:57.462	71	Tom EDWARDS (NSW)	Kawasaki EX 300	1:54.484	1
3:51.240	71	Tom EDWARDS (NSW)	Kawasaki EX 300	1:53.778	2
5:44.339	71	Tom EDWARDS (NSW)	Kawasaki EX 300	1:53.099	3
7:36.585	71	Tom EDWARDS (NSW)	Kawasaki EX 300	1:52.246	4
23:20.759	71	Tom EDWARDS (NSW)	Kawasaki EX 300	1:51.126	11

Scott Laing
 Chief Time Keeper - Scott Laing

Tom Williams
 Clerk of Course - Tom Williams




Computime Race Timing Systems Pty Ltd © 1996
 Licensed to Computime Race Timing Systems
COMPUTIME RACE TIMING SYSTEMS PTY LTD
www.computime.com.au

9 Timber Lane, Glen Waverley Vic 3150. Ph: 0418 17 13 17

E-mail: scott@computime.com.au





SUPPORT CLASS RESULTS

AUSTRALIAN SUPERSPORT 300

Free Practice 1

Date: 23/02/17
 Event: P03
 Weather: Partly cloudy - Temp: 20.8C
 Track: Dry - Temp: 40.1C

Started at: 14:41:20
 Laps: 30 Min
 Starters: 43
 Printed at: 15:18

BEST PARTIAL TIMES

Pos	Split 1		Split 2		Split 3		Split 4		LAP		Ideal	Fastest
	Name	Time	Name	Time	Name	Time	Name	Time	Name	Time		
1	T. EDWARDS	26.514	T. EDWARDS	31.975	T. EDWARDS	21.228	T. EDWARDS	30.924	T. EDWARDS	1:50.641	1:51.126	
2	J. MAHAFFY	27.421	J. PASSFIELD	32.033	J. PASSFIELD	21.589	J. PASSFIELD	31.066	J. PASSFIELD	1:52.157	1:52.157	
3	B. VAN EERDE	27.426	O. BAYLISS	32.460	R. BATTYE	21.617	R. BATTYE	31.217	R. BATTYE	1:52.912	1:53.173	
4	R. BATTYE	27.437	Z. LEVY	32.538	B. VAN EERDE	21.618	L. BROWN	31.303	Z. LEVY	1:53.555	1:54.031	
5	J. PASSFIELD	27.469	S. NICHOLSON	32.539	O. BAYLISS	21.706	Z. LEVY	31.489	O. BAYLISS	1:53.651	1:54.019	
6	D. SELLS	27.493	R. BATTYE	32.641	S. NICHOLSON	21.822	S. NICHOLSON	31.570	L. BROWN	1:53.685	1:53.790	
7	Y. SHAW	27.523	J. MAHAFFY	32.678	Z. LEVY	21.843	O. BAYLISS	31.706	B. VAN EERDE	1:53.793	1:54.215	
8	Z. FORD	27.673	L. BROWN	32.792	B. DEMMERY	21.850	B. VAN EERDE	31.730	S. NICHOLSON	1:53.919	1:54.368	
9	Z. LEVY	27.685	B. DEMMERY	32.830	D. SELLS	21.865	H. FORD	31.834	J. MAHAFFY	1:54.010	1:54.793	
10	L. BROWN	27.697	H. FORD	32.832	B. BRAMICH	21.876	Z. JOHNSON	31.917	D. SELLS	1:54.218	1:54.455	
11	Z. JOHNSON	27.702	D. SELLS	32.864	L. BROWN	21.893	L. SANDERS	31.934	B. DEMMERY	1:54.574	1:55.140	
12	O. BAYLISS	27.779	B. BRAMICH	32.915	J. MAHAFFY	21.975	J. MAHAFFY	31.936	H. FORD	1:54.608	1:54.704	
13	H. FORD	27.817	Z. FORD	33.011	T. BRAMICH	21.989	D. SELLS	31.996	Z. JOHNSON	1:55.033	1:55.682	
14	B. DEMMERY	27.871	B. VAN EERDE	33.019	M. CROKER	22.034	B. DEMMERY	32.023	B. BRAMICH	1:55.114	1:55.516	
15	C. BRIFFA	27.958	R. TAYLOR	33.116	Y. SHAW	22.048	C. BRIFFA	32.078	Z. FORD	1:55.157	1:55.239	
16	R. TAYLOR	27.978	C. BRIFFA	33.129	H. FORD	22.125	B. BRAMICH	32.206	Y. SHAW	1:55.199	1:55.828	
17	S. NICHOLSON	27.988	T. BRAMICH	33.217	Z. JOHNSON	22.155	Z. FORD	32.265	C. BRIFFA	1:55.441	1:55.788	
18	T. BRAMICH	28.044	Z. JOHNSON	33.259	Z. FORD	22.208	Y. SHAW	32.266	T. BRAMICH	1:55.656	1:55.774	
19	B. BRAMICH	28.117	Y. SHAW	33.362	L. SANDERS	22.249	T. BRAMICH	32.406	R. TAYLOR	1:56.180	1:56.367	
20	B. PICKETT	28.134	L. WRIGHT	33.410	C. BRIFFA	22.276	M. CROKER	32.460	M. CROKER	1:56.264	1:56.623	
21	M. FERRARI	28.143	L. TAYLOR	33.415	B. PICKETT	22.340	B. PICKETT	32.487	L. SANDERS	1:56.475	1:58.043	
22	M. CROKER	28.237	M. CROKER	33.533	R. TAYLOR	22.352	L. TAYLOR	32.495	B. PICKETT	1:56.635	1:57.220	
23	L. WRIGHT	28.267	B. PICKETT	33.674	L. TAYLOR	22.353	R. TAYLOR	32.734	L. TAYLOR	1:56.869	1:56.920	
24	G. POUTCH	28.510	M. FERRARI	33.709	K. PICKERING	22.443	M. FERRARI	32.748	M. FERRARI	1:57.076	1:57.482	
25	L. SANDERS	28.511	L. SANDERS	33.781	M. FERRARI	22.476	K. PICKERING	32.781	L. WRIGHT	1:57.148	1:57.447	
26	L. TAYLOR	28.606	B. HOCKING	33.888	L. WRIGHT	22.595	L. WRIGHT	32.876	K. PICKERING	1:58.216	1:58.477	
27	K. PICKERING	28.816	G. POUTCH	34.067	G. POUTCH	22.660	A. BARNES	33.125	G. POUTCH	1:58.573	1:58.819	
28	A. BARNES	28.840	K. PICKERING	34.176	B. HOCKING	22.700	N. CLAIR	33.276	B. HOCKING	1:58.957	1:59.364	
29	P. NERLICH	28.930	J. SITA	34.234	J. SITA	22.753	P. NERLICH	33.286	A. BARNES	1:59.362	2:00.335	
30	T. FERRARI	28.971	T. FERRARI	34.329	M. ROGERS	22.774	G. POUTCH	33.336	J. SITA	1:59.524	1:59.621	
31	B. HOCKING	28.987	J. BROOK	34.470	A. BARNES	22.911	B. HOCKING	33.382	T. FERRARI	1:59.733	2:00.044	
32	J. BROOK	29.009	A. BARNES	34.486	T. FERRARI	22.956	J. SITA	33.407	P. NERLICH	1:59.738	2:00.247	
33	M. ROGERS	29.035	M. ROGERS	34.488	N. CLAIR	22.970	T. FERRARI	33.477	M. ROGERS	2:00.315	2:00.957	
34	J. SITA	29.130	P. NERLICH	34.550	J. BROOK	22.972	P. AVERY	33.894	N. CLAIR	2:00.417	2:01.066	
35	S. TURNER	29.253	N. CLAIR	34.647	P. NERLICH	22.972	G. FARRELL	33.911	J. BROOK	2:00.521	2:00.773	
36	J. ASGHARI	29.296	G. FARRELL	34.917	G. FARRELL	23.079	S. TURNER	33.913	G. FARRELL	2:01.210	2:01.803	
37	G. FARRELL	29.303	P. AVERY	35.028	P. AVERY	23.082	J. ASGHARI	33.992	S. TURNER	2:01.523	2:02.388	
38	N. CLAIR	29.524	S. TURNER	35.047	S. TURNER	23.310	M. ROGERS	34.018	P. AVERY	2:01.661	2:02.057	
39	P. AVERY	29.657	M. CARTELLON	35.073	J. ASGHARI	23.393	J. BROOK	34.070	J. ASGHARI	2:01.779	2:02.128	
40	M. CARTELLON	29.895	J. ASGHARI	35.098	M. CARTELLON	23.545	M. CARTELLON	34.417	M. CARTELLON	2:02.930	2:03.571	
41	S. CHAPMAN	30.374	S. CHAPMAN	35.802	S. JARVIS	23.576	S. JARVIS	34.490	S. CHAPMAN	2:04.793	2:05.365	
42	S. JARVIS	30.841	S. JARVIS	35.994	S. CHAPMAN	23.672	S. CHAPMAN	34.945	S. JARVIS	2:04.901	2:05.158	
43	J. KLINKER	32.899	J. KLINKER	38.884	J. KLINKER	25.397	J. KLINKER	36.665	J. KLINKER	2:13.845	2:15.284	


 Chief Time Keeper - Scott Laing


 Clerk of Course - Tom Williams



Computime Race Timing Systems Pty Ltd © 1996
 Licensed to Computime Race Timing Systems
COMPUTIME RACE TIMING SYSTEMS PTY LTD
www.computime.com.au

9 Timber Lane, Glen Waverley Vic 3150. Ph: 0418 17 13 17

E-mail: scott@computime.com.au

